

# DROP LEAF DINING TABLES


Available in: Solid Wood, High Pressure Laminate with Supra Edge and DesignChoice Thermoformed Laminate

## Standard Wood Finishes:

Dark Mahogany




Walnut



\*Custom stains available

Includes Polyurethane or Rock Hard Epoxy top finish



## High Pressure Laminate with Supra Edge:

Wilsonart Standard Laminate Colors Available

Hundreds of Supra Edge Styles Available



Supra Edge



Shown in Laminate with Supra Edge & DesignChoice Silver Birch

## DesignChoice Thermoformed Laminate:

Get the strength of laminate with the beauty of wood.

### Finishes:

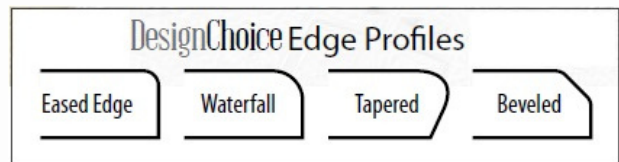
Cocoa Pecan(G)	Cider(G)	Porch Swing(R)
Ganache(T)	Tawny(G)	Silver Birch(R)
Warm Honey(G)	Java(P)	Sterling(R)
Sable(G)	Sequoia(P)	Bearwood(R)
Folkstone Grey(M)	Colonial(P)	Denmark(G)
Aged Porcelain(T)	Cinnamon Stick(P)	Slate Hearth(G)
Icicle(M)	Brown Sugar(P)	Norway(M)
Orange Wood(P)	Nutmeg(P)	Stratis Walnut(G)
Auburn(G)	Shiplap(R)	

**Textures:** -R Rustic, -G Grain, -P Partial Grain, -T Texture, -M Matte

\*Color Swatches Available

## Sizes Available:

36" Square expands to 51" Round  
42" Square expands to 60" Round



www.iowatablesandchairs.com

Contact us today!  
641-521-0787  
carolswift@gmail.com



www.clubprocurefurniture.com

# DROP LEAF DINING TABLES

## Base Options:



X Base




T Base




60" Round/Drop Leaf

## Underside Construction



Underside Detail Showing Table Base Top Plate Clearance



Hardware Slide Bar In Unlocked & Locked Positions

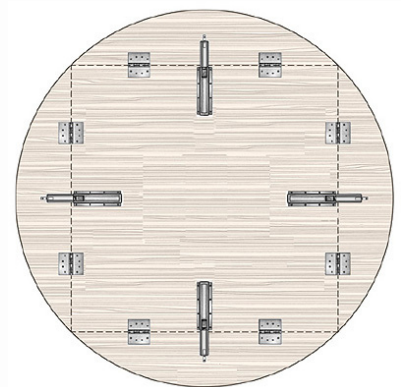


Table Top Underside View



[www.iowatablesandchairs.com](http://www.iowatablesandchairs.com)

Contact us today!  
641-521-0787  
[carolswift@gmail.com](mailto:carolswift@gmail.com)



[www.clubprocurefurniture.com](http://www.clubprocurefurniture.com)